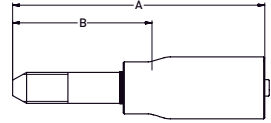


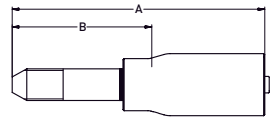
1YM2X / 6YMHX – High pressure tube nipple metric – LH thread



MATERIAL Nipple: very high strength stainless steel
 Shell and nut: high strength carbon steel, zinc plated

#	⊙				⋯	A	B	⊙ ↗	
	DN	size	mm	inch				MPa	psi
1YM2X-6-03	5	-03	4.8	3/16	M14x1.5-LH	116	63	400	58,000
1YM2X-6-05	8	-05	7.9	5/16	M14x1.5-LH	116	63	320	46,400
6YMHX-11-8C	12	-08	12.8	1/2	M18x1.5-LH	189	125	200	29,000
6YMHX-12-8C	12	-08	12.8	1/2	M20x1.5-LH	189	125	200	29,000

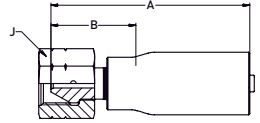
1Y42X / 6Y4HX – High pressure tube nipple UNF – LH thread



MATERIAL Nipple: very high strength stainless steel
 Shell and nut: high strength carbon steel, zinc plated

#	⊙				⋯	A	B	⊙ ↗	
	DN	size	mm	inch				MPa	psi
1Y42X-4-025	4	-025	4.0	5/32	1/4 - 28UNF-LH	87	50	300	43,500
1Y42X-6-025	4	-025	4.0	5/32	3/8 - 24UNF-LH	92	55	300	43,500
1Y42X-6-03	5	-03	4.8	3/16	3/8 - 24UNF-LH	108	58	400	58,000
1Y42X-9-03	5	-03	4.8	3/16	9/16 - 18UNF-LH	116	63	400	58,000
1Y42X-6-05	8	-05	7.9	5/16	3/8 - 24UNF-LH	116	63	320	46,400
1Y42X-9-05	8	-05	7.9	5/16	9/16 - 18UNF-LH	116	63	320	46,400
6Y4HX-16-8C	12	-08	12.7	1/2	1 - 12UNF-LH	147	77	200	29,000

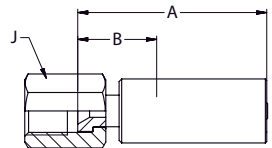


1AY2X / 1AYJX – Type “M” female swivel

MATERIAL Nipple: very high strength stainless steel
Shell and nut: high strength carbon steel, zinc plated

#	⊙				🌀	A	B	J	↻	
	DN	size	mm	inch					MPa	psi
1AY2X-6-025	4	-025	4.0	5/32	9/16 - 18UNF	61	24	22	300	43,500
1AY2X-6-03	5	-03	4.8	3/16	9/16 - 18UNF	91	38	22	400	58,000
1AY2X-8-05	8	-05	7.9	5/16	3/4 - 16UNF	91	38	27	320	46,400
1AY2X-10-05	8	-05	7.9	5/16	7/8 - 14UNF	91	38	30	320	46,400
1AY2X-13-05	8	-05	7.9	5/16	1 1/8 - 11UNF	91	38	36	320	46,400
1AYJX-11-08W	12	-08	12.7	1/2	1 - 12UNF	86	29	32	180	26,100
1AYJX-16-12W	20	-12	19.0	3/4	1 5/16-12UNF	90	31	41	140	20,300

Ultra-high pressure

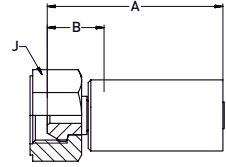
16Y2X – High pressure female swivel

MATERIAL Nipple: very high strength stainless steel
Shell and nut: high strength carbon steel, zinc plated

#	⊙				🌀	A	B	J	↻	
	DN	size	mm	inch					MPa	psi
16Y2X-4-025	4	-25	4	5/32	9/16 - 18	76	23	19	300	43,500
16Y2X-4-03	5	-03	4.8	3/16	9/16 - 18	76	23	19	280	40,600



692HX – BSP female swivel (60° cone)



MATERIAL

Nipple: very high strength stainless steel

Shell and nut: high strength carbon steel, zinc plated

#	⊙				⌚	A	B	J	⊙ ↗	
	DN	size	mm	inch	inch	mm	mm	mm	MPa	psi
692HX-4-3C	5	-03	4.8	3/16	1/4 BSPP	78	33	22	280	40,600

Ultra-high pressure

