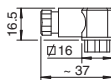


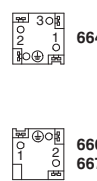

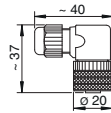


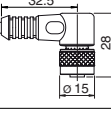
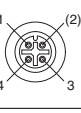
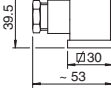




Electric and electronic connectors





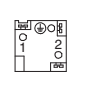
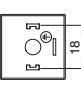
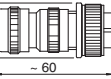


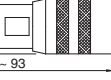


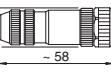


for transducers, on/off and proportional valves

1 CONNECTORS FOR ON/OFF VALVES

CODE AND DIMENSIONS	APPLICATION	INTERNAL VIEW PINOUT (1)	FRONT VIEW	CABLE GLAND Ø CABLE	REFERENCE RULES
345 	Female plastic connector - 4 pin: - inductive proximity sensor, /FI option for DHI, DHE			PG7 $\varnothing 4 \div 6$ mm	DIN EN 61984 (VDE 0627) Protection degree IP 65 EN 60529
664 666 (black) 666/A (grey) 667-24 667-110 667-220	Female plastic connector - 4 pin: - pressure switch type MAP - inductive proximity sensor, /FI option for DKE-17* Female plastic connector - 3 pin: - standard coil connector for on/off valves - inductive proximity sensor, /FI option for DKE-16* Female plastic connector - 3 pin: - standard coil connector for on/off valves with built-in led			PG11 $\varnothing 8 \div 10$ mm	DIN 43650-A/ISO 4400 Protection degree IP 65 EN 60529
ZBE-06 	Female plastic connector - 4 pin: - inductive position switch, /FV option			PG7 $\varnothing 2,5 \div 6,5$ mm	M12 - coding A IEC 61076-2-101 Protection degree IP 67 EN 60529
BKS-B-20-4-03 	Female plastic connector - 4 pin (3 wire): - inductive proximity sensor for LIFI Cable length: 3 m			Moulded on cable	M12 - coding A IEC 61076-2-101 Protection degree IP 67 EN 60529
669 (black) 669/A (grey) 	Female plastic connector - 3 pin: - optional electronic connector for on/off valves with built-in rectifier bridge for supplying DC coils by AC current			PG11 $\varnothing 8 \div 10$ mm	DIN 43650-A/ISO 4400 Protection degree IP 65 EN 60529

(1) the wiring of electrical terminals has to be made according to specific valve's technical table

2 CONNECTORS FOR PROPORTIONAL VALVES

CODE AND DIMENSIONS	APPLICATION	INTERNAL VIEW PINOUT (1)	FRONT VIEW	CABLE GLAND Ø CABLE	REFERENCE RULES
345 	Female plastic connector - 4 pin: - position transducer for ZO(R)-T and ZO-L valves			PG7 $\varnothing 4 \div 6$ mm	Protection degree IP 65 EN 60529
666 (black) 	Female plastic connector - 3 pin: - standard coil connector for proportionals valves			PG11 $\varnothing 8 \div 10$ mm	DIN 43650-A/ISO 4400 Protection degree IP 65 EN 60529
ZM-7P 	Female metallic connector - 7 pin: - main connector for integral electronic driver			PG11 $\varnothing 7 \div 9$ mm	According to MIL-C-5015 Protection degree IP 67 EN 60529
ZM-12P 	Female metallic connector - 12 pin: - main connector for integral electronic driver			PG13,5 $\varnothing 8 \div 11$ mm	DIN 43651 Protection degree IP 67 EN 60529
ZM-5PF 	Female metallic connector - 5 pin: - CANbus for integral electronic driver			Pressure nut $\varnothing 6 \div 8$ mm	M12 - coding A IEC 60947-5-2 Protection degree IP 67 EN 60529

ZM-5PM		Male metallic connector - 5 pin: - CANbus for integral electronic driver			Pressure nut ø 6 ÷ 8 mm	M12 - coding A IEC 61076-2-101 Protection degree IP 67 EN 60529
ZM-5PF/BP		Female metallic connector - 5 pin: - PROFIBUS DP for integral electronic driver			Pressure nut ø 6 ÷ 8 mm	M12 - coding B IEC 61076-2-101 Protection degree IP 67 EN 60529
ZM-5PM/BP		Male metallic connector - 5 pin: - PROFIBUS DP for integral electronic driver			Pressure nut ø 6 ÷ 8 mm	M12 - coding B IEC 61076-2-101 Protection degree IP 67 EN 60529
ZM-4PM/E		Male metallic connector - 4 pin: - EtherCAT, POWERLINK, EtherNet/IP, PROFINET RT/IRT for integral electronic driver			Pressure nut ø 6 ÷ 8 mm	M12 - coding D IEC 61076-2-101 Protection degree IP 67 EN 60529
ZH-5PM/1.5 ZH-5PM/5		Male plastic connector - 5 pin - single pressure/force transducer - analog position transducer Cable length: 1.5 m or 5 m			Moulded on cable	M12 - coding A IEC 61076-2-101 Protection degree IP 67 EN 60529
ZH-5PM-2/2		Male plastic connector - 4 pin: - double pressure/force transducers Splitting cable length: 2 m			Moulded on cable	M12 - coding A IEC 61076-2-101 Protection degree IP 67 EN 60529
ZH-8PM/5 ZH-8PM/10		Male plastic connector - 8 pin: - digital position transducer Cable length: 5 m or 10 m			Moulded on cable	M12 - coding A IEC 61076-2-101 Protection degree IP 67 EN 60529
ZBE-06		Female plastic connector - 4 pin: - position transducer (LIQZO-T* size 50) - integral pressure transducer (TERS)			PG7 ø 2,5 ÷ 6,5 mm	M12 - coding A IEC 61076-2-101 Protection degree IP 67 EN 60529
ZBE-08		Female plastic connector - 5 pin: - position transducer E-THT-15 (LIQZP)			PG7 ø 2,5 ÷ 6,5 mm	M12 - coding A IEC 61076-2-101 Protection degree IP 67 EN 60529
ZH-7P		Female plastic reinforced with fiber glass connector - 7 pin: - main connector for integral electronic driver			PG11 ø 8 ÷ 10 mm	According to MIL-C-5015 Protection degree IP 67 EN 60529
ZH-12P		Female plastic reinforced with fiber glass connector - 12 pin: - main connector for integral electronic driver			PG16 ø 6 mm x 2 cable	DIN 43651 Protection degree IP 67 EN 60529
ZH-5P		Female plastic connector - 5 pin: - RS232 Serial, CANbus - digital electronic driver E-MI-AS-IR, /M12 option			PG9 ø 6 ÷ 8 mm	M12 - coding A IEC 61076-2-101 Protection degree IP 67 EN 60529
ZH-5P/BP		Male plastic connector - 5 pin: - PROFIBUS DP			PG9 ø 6 ÷ 8 mm	M12 - coding B IEC 61076-2-101 Protection degree IP 67 EN 60529
ZH-5PM		Male plastic connector - 5 pin: - pressure, force, position transducers (TEZ/LEZ series 10 or lower)			PG7 ø 4 ÷ 6 mm	M12 - coding A IEC 61076-2-101 Protection degree IP 67 EN 60529

(1) the wiring of electrical terminals has to be realized according to specific valve's technical table

3 CONNECTOR FOR PRESSURE TRANSDUCERS AND PRESSURE SWITCHES

CODE AND DIMENSIONS	APPLICATION	INTERNAL VIEW PINOUT (1)	FRONT VIEW	CABLE GLAND Ø CABLE	REFERENCE RULES
ZBE-08	Female plastic connector - 5 pin: - pressure transducer E-ATR8 - electronic pressure switch type E-DAP-2			PG7 ø 2,5 ÷ 6,5 mm	M12 - coding A IEC 61076-2-101 Protection degree IP 67 EN 60529

(1) the wiring of electrical terminals has to be made according to specific transducer's technical table